

## HEAVY DUTY SASH LIFT/DOOR PULL



- Solid brass.
- Base size: 1-13/16"H x 6"L.
- Projection: 1-11/16".
- Handle width: 1/2".

ORDER #	FINISH	PKG.	UNIT
WP27U3	POL. BRASS	10	EACH
WP27U10B	OIL RUBBED BRZ.	10	EACH
WP27U15	SATIN NICKEL	10	EACH
WP27U26	POL. CHROME	10	EACH
WP27U26D	DULL CROME	10	EACH

## #479 DOOR PULLS



- Length: 4-7/8".
- For screen doors, storm doors and drawers.
- One per pack with screws.

ORDER #	FINISH	PKG.	UNIT
75-1180	ZINC	10	CARD
32-1920	ZINC	25	EACH

## #482 DOOR PULLS



- For screen and storm doors.
- Rounded contour formed for maximum handling.
- One per pack with screws; available poly-bagged or carded.

ORDER #	SIZE	FINISH	PKG.	UNIT
75-1310	5-3/4" x 1-1/2"	ZINC	5	CARD
81-0535	5-3/4" x 1-1/2"	BLACK	10	PKG
81-0530	5-3/4" x 1-1/2"	ZINC	10	PKG
75-1320	6-1/2" x 1-3/4"	ZINC	5	CARD
81-0560	6-1/2" x 1-3/4"	ZINC	10	PKG

## SMOOTH IRON DOOR PULL



- Size: 7-3/4H" x 2"W.
- Projection: 1-5/8".
- One per pack with screws.

ORDER #	FINISH	PKG.	UNIT
APDBP	BLACK	10	EACH

## ROUGH IRON DOOR PULL



- Size: 8-1/2H" x 1-1/2"W
- Projection: 1-5/8".
- One per pack with screws.

ORDER #	FINISH	PKG.	UNIT
RPEBP	BLACK	10	EACH

## DOOR PULL



- Center-to-center: 10".
- Base Diameter: 3/4".
- Projection: 2-1/4".
- Clearance: 1-1/2".
- Fasteners: 1/4 x 20 thru bolt.

ORDER #	FINISH	PKG.	UNIT
3J US3	BR. BRASS	1	EACH
3J US10B	O.R. BRNZ.	1	EACH
3J US32D	STAINLESS	1	EACH

## PUSH PLATES



· Plate thickness: .050.

ORDER #	SIZE	FINISH	PKG.	UNIT
30S 3.5X15 US3	3-1/2" x 15"	BR. BRASS	6	EACH
30S 3.5X15 US32D	3-1/2" x 15"	STAINLESS	6	EACH
30S 4X16 US3	4" x 16"	BR. BRASS	6	EACH
30S 4X16 US10B	4" x 16"	OIL RUBBED BRZ.	6	EACH
30S 4X16 US28	4" x 16"	ALUMINUM	6	EACH
30S 4X16 US32D	4" x 16"	STAINLESS	6	EACH


## PULL PLATES



- Plate Thickness: .050.
- Projection: 1-7/8".
- 33E Clearance: 1-1/2".
- H33E Clearance: 2-1/2".
- Center-to-center: 6".
- Pull Diam: 3/4".

ORDER #	SIZE	FINISH	PKG.	UNIT
33E 3.5X15 US3	3-1/2" x 15"	BR. BRASS	6	EACH
33E 3.5X15 US32D	3-1/2" x 15"	STAINLESS	6	EACH
33E 4X16 US28	4" x 16"	ALUMINUM	6	EACH
33E 4X16 US3	4" x 16"	BR. BRASS	6	EACH
33E 4X16 US10B	4" x 16"	OIL RUBBED BRZ.	6	EACH
33E 4X16 US32D	4" x 16"	STAINLESS	6	EACH
H33E 4X16 US32D	4" x 16"	STAINLESS	6	EACH

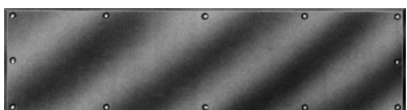
## KICK PLATES



- Made of solid brass or stainless steel; all edges are relieved.
- Thickness: .050".

ORDER #	SIZE	FINISH	PKG.	UNIT
190S 6X34 US3	6" x 34"	BR. BRASS	1	EACH
190S 7X34 US3	7" x 34"	BR. BRASS	1	EACH
190S 7X34 US10B	7" X 34"	OIL RUBBED BRZ.	1	EACH
190S 8X30 US32D	8" X 30"	STAINLESS	1	EACH
190S 8X34 US3	8" x 34"	BR. BRASS	1	EACH
190S 8X34 US5	8" x 34"	ANT. BRASS	1	EACH
190S 8X34 US10B	8" x 34"	OIL RUBBED BRZ.	1	EACH
190S 8X34 US32D	8" x 34"	STAINLESS	1	EACH
190S 10X26 US3	10" x 26"	BR. BRASS	1	EACH
190S 10X26 US28	10" x 26"	ALUMINUM	1	EACH
190S 10X28 US3	10" x 28"	BR. BRASS	1	EACH
190S 10X28 US28	10" x 28"	ALUMINUM	1	EACH
190S 10X30 US3	10" x 30"	BR. BRASS	1	EACH
190S 10X30 US28	10" x 30"	ALUMINUM	1	EACH
190S 10X30 US32D	10" x 30"	STAINLESS	1	EACH
190S 10X34 US3	10" x 34"	BR. BRASS	1	EACH
190S 10X34 US10	10" x 34"	BRONZE	1	EACH
190S 10X34 US28	10" x 34"	ALUMINUM	1	EACH
190S 10X34 US32D	10" x 34"	STAINLESS	1	EACH
190S 10X40 US32D	10" x 40"	STAINLESS	1	EACH
190S 10X46 US32D	10" x 46"	STAINLESS	1	EACH
190S 34X34 US32D	34" x 34"	STAINLESS	1	EACH

## KICK PLATE



- Made of solid brass.
- Thickness: .050".

ORDER #	SIZE	FINISH	PKG.	UNIT
8400B-716 8X34	8" x 34"	AGED BRONZE	5	EACH

## FLUSH DOOR PULLS



- 4 per package.
- **Cup Diameter:** 3/4".
- **Overall Diameter:** 1".
- **Depth:** 5/16".
- Solid brass.




ORDER #	FINISH	PKG.	UNIT
218BB3	BR. BRASS	10	PKG.
218BB5	ANT. BRASS	10	PKG.
218BB15	SATIN NICKEL	10	PKG.
218BB15A	ANT. NICKEL	10	PKG.
218BB10B	OIL RUBBED BRZ.	10	PKG.
218BB19	MATTE BLACK	10	PKG.



- **Cup Diameter:** 2-1/8".
- **221B Overall Diameter:** 2-7/16".
- **Depth:** 7/16".
- Built-in prong design that eliminates need for screws or brads.
- Solid brass.



ORDER #	FINISH	PKG.	UNIT
221B3	BR. BRASS	20	EACH
221B5	ANT. BRASS	20	EACH
221B15	SATIN NICKEL	20	EACH
221B15A	ANT. NICKEL	20	EACH
221B10B	OIL RUBBED BRZ.	20	EACH
221B19	MATTE BLACK	20	EACH
221B-716	AGED BRONZE	20	EACH
221B26	BR. CHROME	20	EACH
221B26D	DULL CHR.	20	EACH
226B26D	DULL CHR.	20	EACH



- **Height:** 3-1/8".
- **Width:** 1-5/8".
- **Depth:** 7/16".
- Solid brass.



ORDER #	FINISH	PKG.	UNIT
222B3	BR. BRASS	10	EACH
222B5	ANT. BRASS	10	EACH
222B15	SATIN NICKEL	10	EACH
222B15A	ANT. NICKEL	10	EACH
222B526D	DULL CHROME	10	EACH



- **Height:** 3-1/2".
- **Width:** 1-1/4".
- **Depth:** 1/2".
- Solid brass.



ORDER #	FINISH	PKG.	UNIT
FP223U3	BR. BRASS	50	EACH
FP223U5	ANT. BRASS	50	EACH
FP223U15	SATIN NICKEL	50	EACH
FP223U15A	ANT. NICKEL	50	EACH
FP223U26D	DULL CHROME	50	EACH



- **Height:** 4".
- **Width:** 2".
- **Depth:** 7/16".
- **Cutout Size:** 3-1/8"H x 1-3/8"W
- Solid stainless steel.



ORDER #	FINISH	PKG.	UNIT
FP155 US32D	SAT. STAINLESS	10	EACH

More flush pulls available online.



## HEAVY DUTY POCKET DOOR LATCHES



- Solid brass.
- For 1-3/8" to 1-3/4" thick doors.
- Non-handed.

### SDLA325/SDPA325

- **Door Cutout Size:** 2-3/4"H x 1-3/4"W.
- **Overall Size:** 3-1/4"H x 2-1/4"W.
- **SDL25/SDP25 (DULL CHROME ONLY)**
- **Door Cutout Size:** 2-1/4"H x 1-3/4"W.
- **Overall Size:** 2-3/4"H x 2-1/2"W.

ORDER #	FUNCTION	FINISH	PKG.	UNIT
SDPA325CR003	PASSAGE	LIFETIME BRASS	10	EACH
SDPA325U3	PASSAGE	POLISHED BRASS	10	EACH
SDPA325U5	PASSAGE	ANTIQU BRASS	10	EACH
SDPA325U26	PASSAGE	POLISHED CHROME	10	EACH
SDPA325U26D	PASSAGE	DULL CHROME	10	EACH
SDPA325U19	PASSAGE	FLAT BLACK	10	EACH
SDPA325U15A	PASSAGE	ANTIQU NICKEL	10	EACH
SDPA325U15	PASSAGE	SATIN NICKEL	10	EACH
SDPA325U10B	PASSAGE	OIL RUBBED BRZ.	10	EACH
SDLA325CR003	PRIVACY	LIFETIME BRASS	10	EACH
SDLA325U3	PRIVACY	POLISHED BRASS	10	EACH
SDLA325U5	PRIVACY	ANTIQU BRASS	10	EACH
SDLA325U26	PRIVACY	POLISHED CHROME	10	EACH
SDLA325U26D	PRIVACY	DULL CHROME	10	EACH
SDLA325U19	PRIVACY	FLAT BLACK	10	EACH
SDLA325U15A	PRIVACY	ANTIQU NICKEL	10	EACH
SDLA325U15	PRIVACY	SATIN NICKEL	10	EACH
SDLA325U10B	PRIVACY	OIL RUBBED BRZ.	10	EACH
SDP25U26D	PASSAGE	DULL CHROME	10	EACH
SDL25U26D	PRIVACY	DULL CHROME	10	EACH


## POCKET DOOR LATCHES



- Solid brass.
- For 1-3/8" to 1-1/2" thick doors.
- Non-handed.
- **Door Cutout Size:** 2-1/4"H x 1-3/4"W.
- **Overall Size:** 2-3/4"H x 2-1/2"W.

ORDER #	FUNCTIO	FINISH	PKG.	UNIT
990B3	PASSAGE	BRIGHT BRASS	5	EACH
CP990B5	PASSAGE	ANTIQU BRASS	5	EACH
990B26	PASSAGE	POLISHED CHROME	5	EACH
990B-406	PASSAGE	MATTE BLACK	5	EACH
990B613	PASSAGE	OIL RUBBED BRNZ.	5	EACH
990B716	PASSAGE	AGED BRONZE	10	EACH
990B619	PASSAGE	SATIN NICKEL	5	EACH
990B620	PASSAGE	ANTIQU NICKEL	5	EACH
991B3	PRIVACY	BRIGHT BRASS	5	EACH
CP991B5	PRIVACY	ANTIQU BRASS	5	EACH
991B26	PRIVACY	POLISHED CHROME	5	EACH
991B-406	PRIVACY	MATTE BLACK	5	EACH
991B613	PRIVACY	OIL RUBBED BRNZ.	5	EACH
991B716	PRIVACY	AGED BRONZE	5	EACH
991B619	PRIVACY	SATIN NICKEL	5	EACH
991B620	PRIVACY	ANTIQU NICKEL	5	EACH

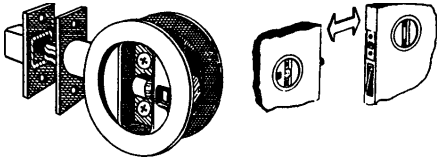
## POCKET DOOR LATCHES



- NOTE: Will fit OLD Weiser size cutout.
- For 1-3/8" to 1-3/4" thick doors.
- Non-handed.
- Cutout Size: 2-7/8"H x 1-3/4"W.
- Overall dimensions: 3-3/4"H x 2-3/8"W.
- Solid brass, lifetime finish warranty.

ORDER #	FUNCTION	FINISH	PKG.	UNIT
PD250-61-3	PASSAGE	BR. BRASS	5	EACH
PD250-62-3	PRIVACY	BR. BRASS	5	EACH

## SLIDING POCKET LATCHES

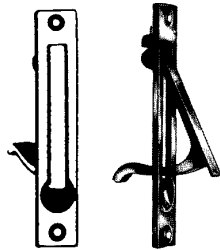


- For 1-3/8" thick doors only.
- Use 2-1/8" bore, 2-3/8" backset.
- Features automatic latching.
- Non-handed.

Can be used for converging doors.

ORDER #	FUNCTION	FINISH	PKG.	UNIT
1501-3PK1	PASSAGE	BRASS	5	EACH
1521-3PK1	PRIVACY	BRASS	5	EACH

## SLIDING DOOR EDGE PULL



- Size: 3-7/8" x 3/4" x 1-5/8".
- Individually poly-bagged with screws.
- 3/4" width facilitates use with thin door.

ORDER #	FINISH	PKG.	UNIT
230B10B	OIL RUBBED BRZ.	10	EACH
230B15	SATIN NICKEL	10	EACH
230B15A	ANTIQUE NICKEL	10	EACH
230B3	BRIGHT BRASS	10	EACH
230B5	ANTIQUE BRASS	10	EACH
230B26D	DULL CHROME	10	EACH

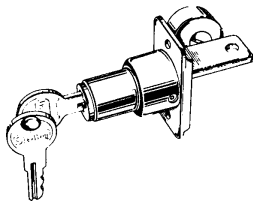
## POCKET DOOR PRIVACY BOLT



- **Overall Size:** 3-1/16"H x 1-5/32"W x 5/8"D.
- **Strike:** 1" x 3/4".
- Designed to face mount on the jamb side of a pocket door. Acts like a rocker switch: when pushed in, the other half pops out and prevents the door from returning to its pocket.
- Emergency release from outside, finish washer included.
- Made of wrought brass.

ORDER #	FINISH	PKG.	UNIT
42B10B	OIL RUBBED BRZ.	10	EACH
42B15	SATIN NICKEL	10	EACH
42B15A	ANTIQUE NICKEL	10	EACH
42B3	BRIGHT BRASS	10	EACH

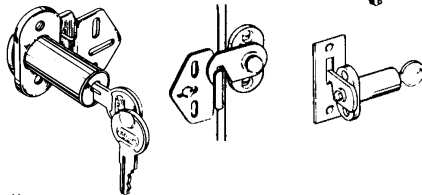
## SLIDING POCKET DOOR LOCK



- For 1-3/8" to 1-3/4" thick doors.
- Includes strike, finishing ring & two keys.
- All metal construction.

ORDER #	FINISH	PKG.	UNIT
BX1062-US26D	SAT. CHR.	6	EACH
BX1062-US3	BR.BRASS	6	EACH

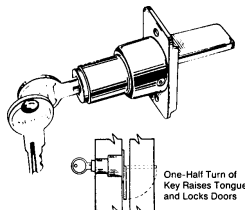
## FOLDING DOOR LOCK



- For 3/4" to 1-3/8" thick doors.
- For any four-door bi-fold installation.
- Includes: strike, finishing ring & two keys.
- Only one 3/4" hold needed in one of the center panels.

ORDER #	FINISH	PKG.	UNIT
CD1064-US3	BR.BRASS	5	EACH


## SLIDING DOOR LOCK



- For 3/4" to 1-3/4" thick doors.
- Finishing ring & two keys furnished.
- Positive-action design with lock cylinder geared directly to the tongue.
- One-half turn of key lock or unlocks.

ORDER #	FINISH	PKG.	UNIT
CD1068-US3	BR.BRASS	6	EACH

## FLUSH RING PULLS



- Solid brass.
- Individually poly bagged with screws.
- **FRP25:** 2-1/2" x 1-15/16".
- **FRP175:** 1-3/4" x 1-1/2".

ORDER #	FINISH	PKG.	UNIT
FRP25U3	POL. BRASS	10	EACH
FRP25U5	ANT. BRASS	10	EACH
FRP25U15	SATIN NICKEL	10	EACH
FRP25U15A	ANT. NICKEL	10	EACH
FRP25U10B	OIL RUBBED BRZ.	10	EACH
FRP25U19	FLAT BLACK	10	EACH
FRP25U26	POL. CHROME	10	EACH
FRP25U26D	DULL CHROME	10	EACH
FRP175UCR003	LIFETIME BRASS	10	EACH
FRP175U3	POL. BRASS	10	EACH
FRP175U5	ANT. BRASS	10	EACH
FRP175U15	SATIN NICKEL	10	EACH
FRP175U15A	ANT. NICKEL	10	EACH
FRP175U10B	OIL RUBBED BRZ.	10	EACH
FRP175U19	FLAT BLACK	10	EACH
FRP175U26	POL. CHROME	10	EACH
FRP175U26D	DULL CHROME	10	EACH

## I215/CDI215 TRAP DOOR RING PULLS



- One per card or pack.
- Galvanized finish protects against rust.
- Galvanized screws.
- Rugged pull for flush mounting.
- **Size:** 3" x 3-1/2".



ORDER #	FINISH	PKG.	UNIT
57-4800	ZINC	10	EACH
76-3865	ZINC	10	CARD

## SPI205 CHEST HANDLES



- One per card or pack with screws.
- Vertical corrugations reinforce the top.
- A strong, heavy duty handle.
- Large roomy bail allows for a firm, comfortable grip.



ORDER #	DESCRIPTION	PKG.	UNIT
33-3380	3-1/2" - ZINC	10	EACH

## CD5336 SOLID BRASS CHEST HANDLE



- Two per card.
- Fully lacquered to resist tarnishing.
- Solid brass fasteners included.
- **Size:** 1-3/8" x 3-3/8".



ORDER #	FINISH	PKG.	UNIT
80-3620	BRASS	5	CARD

More products shown online at  
[www.thehardwarehut.com](http://www.thehardwarehut.com)

